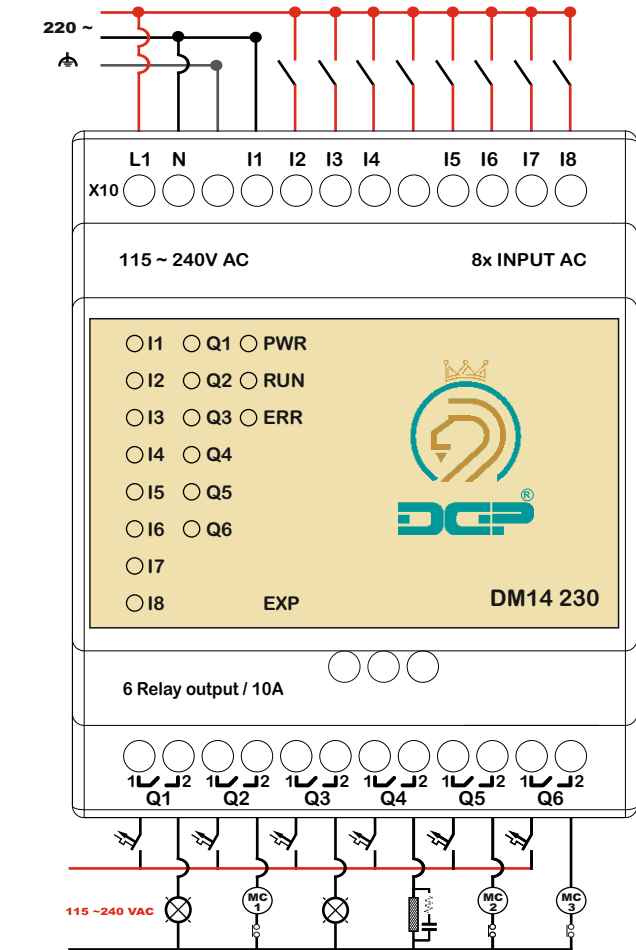


DGP

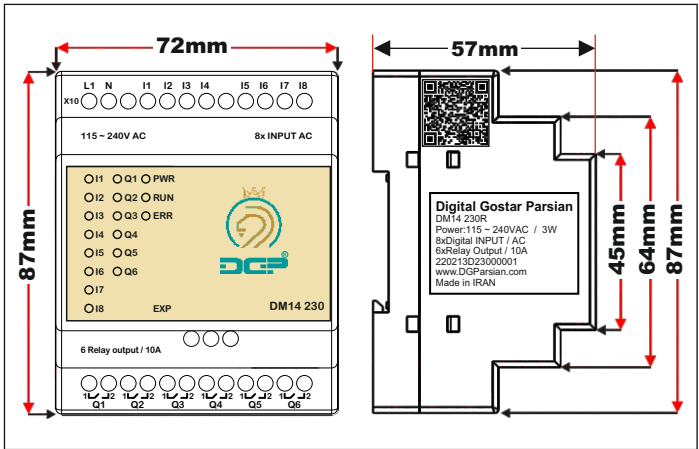
DM14 230R


DM14 12/24R	
Input voltage	115 ~ 240V AC
Permissible range	20 V AC to 30 V AC 20 V DC to 30 V DC
Input No.	I1 ~ I8
Input type	AC
Outputs	6 relays
Cycle time	< 0.1 ms/function
Storage temperature	- 10 °C to + 70 °C
Dimensions (W x H x D)	72 x 87 x 57 mm



DGP

DM14 230R



Description	Product plate inserting information	Line										
By scanning the barcode, certain information such as website address, email address and phone number will be provided to you.	 QR Code	1										
EXP manufacturer	Digital Gostar Parsian	2										
EXP model	DM14 230R	3										
Product's permissible voltage limits/Power consumption	Power: 115 ~ 240V AC / 3W	4										
8 Digital input/Direct current	8xDigital Input AC	5										
6 Relay output/10A	6xRelay Output 10A	6										
1.Production year 2.Production month 3.Production day 4.EXP model 5.The number of the manufactured EXP	220213D23000001 <table border="1"><tr><td>22</td><td>02</td><td>13</td><td>D230</td><td>00001</td></tr><tr><td>1</td><td>2</td><td>3</td><td>4</td><td>5</td></tr></table>	22	02	13	D230	00001	1	2	3	4	5	7
22	02	13	D230	00001								
1	2	3	4	5								
The original website of the EXP manufacturer	www.DGParsian.ir	8										
Manufactured in Iran	Made in Iran	9										



Usage of LED indicators

Description	LED
By activation of each input, the respecting LED turns on	I1 ~ I8
By activation of each output, the respecting LED turns on	Q1 ~ Q6
Stands for POWER and it turns on once the input voltage is applied	PWR
When the EXP is ready for operation, this LED turns on	RUN
Once the voltage violates the permissible limits, this LED turns on	ERR

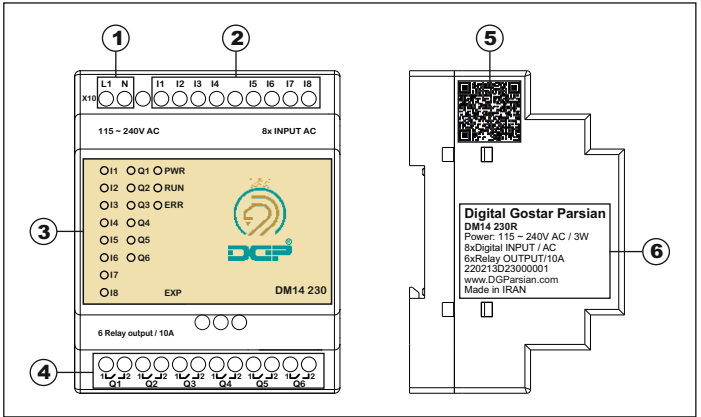
DGP

Dm14 230R

Connectable to PLC 230RCE  
24V-DC input voltage  
Count of digital inputs 24V DC : 8  
Count of relay outputs of 10A industrial: 6  
LED displays the status of inputs/outputs

**Warning:**  
Applying excessive force to terminal screws will damage the terminals.

**Warranty:**  
\* This product comes with a one-year replacement warranty and after-sales service.  
\* The warranty will be void if any of the following conditions occur:  
- Applying voltage beyond the allowed limit  
- Exceeding the allowed current from digital outputs  
- Deformation caused by breakage, impact, and excessive heat  
- Changing or replacing parts by unauthorized personnel  
- Exposure to corrosive liquids and gases



1.Input voltage	2.Digital input
3.LED indicator	4.Relay output
5.QR-Code	6.PLC plate